

Phase 3: Relaxed Conversion Phase

Metabolic Balance - The individual Phases

Congratulations - you have reached a major milestone!

After consulting with your coach you can now enter Phase 3 of your plan. When entering the Relaxed Adjustment Phase, you should be able to look back proudly at all that you have achieved. You may even have seen a noticeable improvement to your health and you can now reward yourself for all your hard work. For one month, you will enter stage 3. By doing so you will give your body, and especially your skin, a chance to adapt to the changes. After this 'break' you will be able to go back onto the Strict Adjustment Phase feeling physically stronger, and mentally fitter. If you have already reached your target weight, you can remain on Phase 3 until your metabolism has completely stabilised. Please remember, though, to stay in contact with your coach.

Do you simply want to treat yourself; at a party, on holiday or on a business trip? If so, you should stay on Phase 3 for this time, whilst following the 8 rules and the guidelines for treat meals.

Your food list and meal plan have now been extended. In addition, you may also wish to 'carefully' bring in new foods, that were not on your personal food list to see how well you tolerate them. While doing this, always remember that your goal is to keep your newly adjusted metabolism in balance. The 8 Rules ALL still apply and remain unchanged, although you may now enjoy the occasional treat meal.

In the more relaxed Phase 3, you will discover how much food you are able to eat before you start to feel full. You may also carefully experiment with slightly different foods or quantities that were not on your Phase 2 plan. Use the new items on your Phase 3 food list alongside your meal plan to help you organise your meals. Remember to still listen to your body's inner signals which are there to help you. You may also wish to try some of your former favourite foods again that are were not on your personal food list. Please remember though, to stay true to the principles of your plan and to only make changes one at a time.

- Gradually introduce your body to larger amounts of carbohydrate. First, start at lunch by adding carbohydrate such as whole grain pasta, wild rice or potatoes. Please remember not to eat any additional bread at this meal. You may; however, still use your allocated bread allowance to supplement other meals.
- Increase the amount of food you consume at lunch by 10 g every week (5g carbohydrate + 5g protein). Carefully observe your hunger and satiety during this time, until you reach a carbohydrate portion that is suitable for you. Please increase the amount of carbohydrates and protein equally. On no account should you increase the amount of carbohydrate you are eating whilst at the same time reducing the amount of protein. This would result in you feeling hungry and would increase your overall insulin secretion.
- Continue to weigh yourself and regularly measure your waist. Enjoy having a healthy weight that is now easy to maintain, even though you occasionally indulge yourself.
- It is a good idea to measure your progress with some of your old clothes. Try slipping them to see how they feel.

Phase 3: Relaxed Conversion Phase










- ▶ Now that you have tried several new things, you may wish to note some of them down in a diary. In particular, you may wish to note how they made you feel, and how they affected your weight.

Watch the reactions of your body very carefully. If you put on weight, experience cravings, or ravenous appetite, please make a note of the precipitating food and for a few days go back to the Strict Conversion Phase. If you feel uncertain, discuss your experiences with your coach.

Phase 3: Relaxed Conversion Phase



Extension of the personal Food List for Laila Ansari

You can add the following food items to your personal food list.

	Fish	Hoki/ Blue Grenadier, Redfish Filet
	Seafood	Crab
	Milk Products	Camel milk
	Meat	Goat, Veal Steak, Venison
	Poultry	Chicken Thigh
	Cheese	Goat Cheese
	Sprouts	Sunflower Sprouts From now on you have sprouts on your food list. In your plan they count as vegetables. Please do not eat sprouts raw; but instead blanch them briefly in boiling water before consuming.
	Vegetable	Pepperoncinini
	Salad	Leafy Lettuce, Rocket

Phase 3: Relaxed Conversion Phase

Extension of the personal Food List for Laila Ansari

	Fruit	Prunes (dried) (30 g)
	Fats / Oils	Flax Seed Oil (for Salads), Ghee (for hot vegetables), Native Coconut Oil (for frying)

Phase 3: Relaxed Conversion Phase

Shopping Helper Phase 3 for Laila Ansari

Fish	Anchovy, Basa, Blue-eyed trevalla, Flounder, Flounder, Garfish, Gemfish, Hoki/ Blue Grenadier, King George Whiting, Kipper (in Water), Mackerel, Ocean Trout, Orange roughy, Redfish Filet, Salmon, Trout
Seafood	Crab, Crab (Crab Meat), Oysters, Scallop, Squid, Tiger prawns
Milk Products	Camel milk, Goat Milk, Soy Milk (unsweetened)
Yogurt	Goat Milk Yogurt, Sheep Yogurt
Meat	Beef Loin, Goat, Kangaroo, Lamb Chop, Mutton, Ostrich, Roast Beef, Veal, Veal Steak, Venison
Poultry	Chicken Breast, Chicken Thigh, Duck Breast
Cheese	Feta Cheese (Sheep), Goat Cheese, Goat Cream Cheese (Chèvre), Sheep's Cream Cheese
Pulses	Adzuki Beans, Black (Beluga) Lentils, Black Beans, Borlotti Beans, Chickpeas, Flageolet Beans, Lima Beans, Red Lentils, Soy Beans, White Beans (Cannellini; Butter; Haricot; Navy), Yellow Lentils
Sprouts	Sunflower Sprouts
Eggs	Eat a minimum of 2 eggs and a maximum of 7 eggs per week.
Vegetable	Artichokes, Asparagus white, Avocado, Bok Choy, Broccoli, Brussels Sprouts, Carrots, Cauliflower, Cauliflower leaves, Chanterelle mushrooms, Choko, Fennel bulb, Garden Cress, Green Beans, Green olives, Green Cabbage, Kale, Kohlrabi (Cabbage Turnip), Leek, Morel mushrooms (fresh or dried), Parsley (Root and Leaves), Pepperoncinis, Pickled gherkins (sugar free), Porcini mushrooms, Pumpkin, Radish, Red Cabbage, Red capsicum, Sauerkraut, Savoy Cabbage, Silverbeet, Sorrel, Spinach, Tomato, Turnip, Turnip, White & brown mushrooms, Zucchini
Salad	Cucumber, Dandelion Greens, Frisee, Iceberg Lettuce, Leafy Lettuce, Lollo Rosso Lettuce, Mache Rosettes, Purslane (Verdolaga), Radicchio, Red Oak Leaf Lettuce, Rocket, Romaine Lettuce
Starch	Porridge Oats, Rye flakes
Bread	Crispy Rye Bread, Wholegrain Rye Bread
Fruit	Apple (1), Apricot (dried) (30 g), Blueberries (90 g), Cantaloupe (110 g), Mango (150 g), Nectarine (1), Papaya (160 g), Peach (1), Prunes (dried) (30 g), Raspberries (90 g)
Fats / Oils	Flax Seed Oil (for Salads), Ghee (for hot vegetables), Native Coconut Oil (for frying)