

Physician: Research Nutrition Pty Ltd.

Patient: Kat Jacob

Accession #: 2015014741

Sex: F **Age:** 29

Date of Birth: 1985-07-06

Collected: 2015-02-15

Received: 2015-02-24

Completed: 2015-03-02

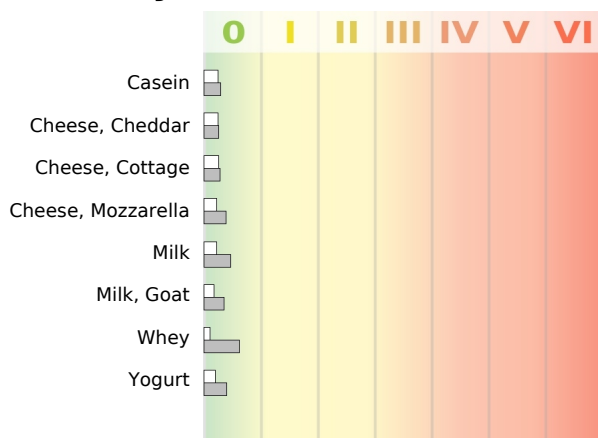
IgA 

IgG 

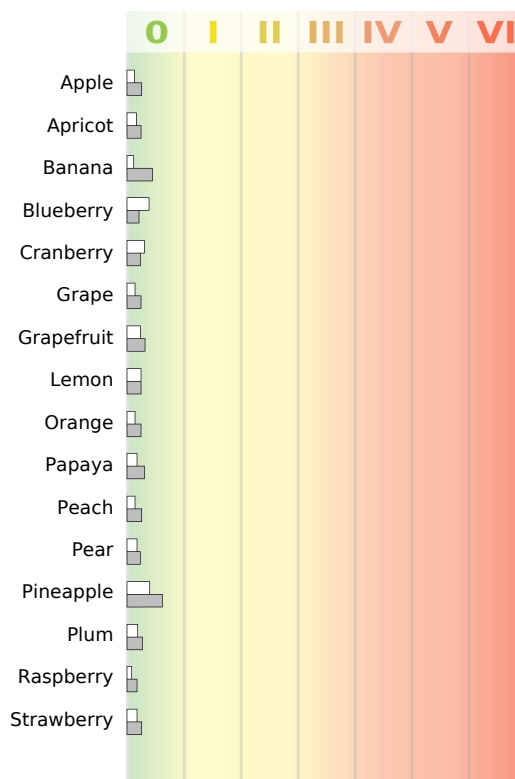
CLIA #: 50D0965661

© US BioTek Laboratories

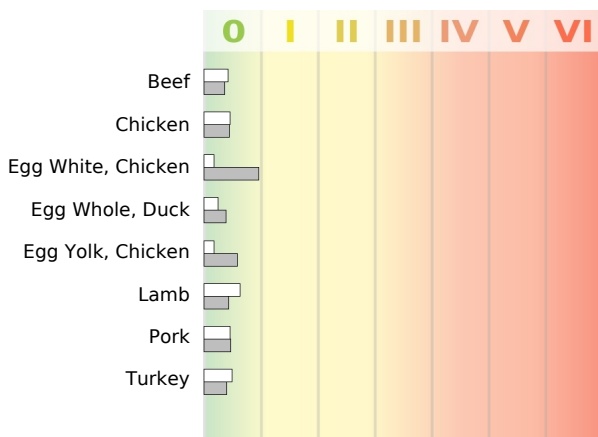
Dairy

Bovine-derived unless specified


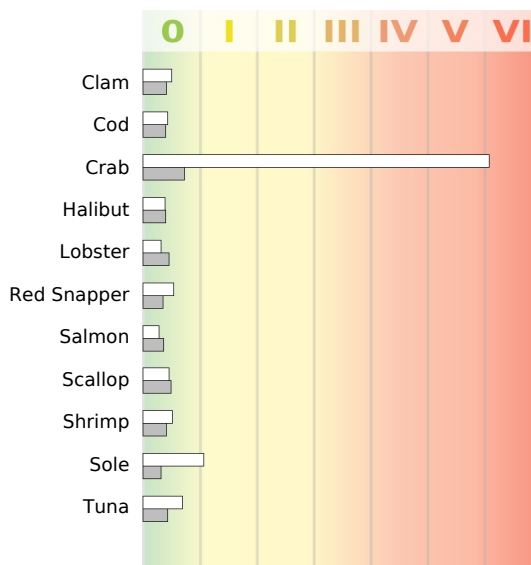
Fruits



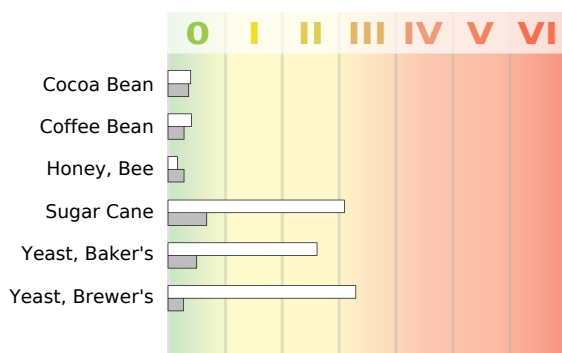
Meat/Fowl



Fish/Crustacea/Mollusk



Misc



Reaction Class



This test does not identify anaphylaxis. Low allergen-IgE cannot justify secondary exposure to food suspect of inducing anaphylaxis as it may prove fatal.

This test is not intended to diagnose, treat, cure, or prevent any disease or replace the medical advice and/or treatment obtained from a qualified healthcare practitioner.

US BioTek's proprietary ELISA analysis is a semi-quantitative assessment for specific Total IgG (subclasses 1, 2, 3, 4) and IgE antibodies.

The classification of 0 to VI denotes the level of IgG, IgA, and/or IgE antibodies detected through spectrophotometric analysis.

US BioTek Laboratories, Inc. has developed and determined the performance characteristics of this test under the Clinical Laboratory Improvement Amendments (CLIA).

This test has not been evaluated by the U.S. Food and Drug Administration and is considered for investigational and research purposes only.

IgG and IgA antibodies may be associated with Delayed-Onset Hypersensitivity Reactions. IgE antibodies may be associated with Immediate-Onset Hypersensitivity Reactions.

The antigens on the panel are subject to change without prior notice. Reference ranges are updated periodically.

Physician: Research Nutrition Pty Ltd.

Patient: Kat Jacob

Accession #: 2015014741

Sex: F **Age:** 29

Date of Birth: 1985-07-06

Collected: 2015-02-15

Received: 2015-02-24

Completed: 2015-03-02

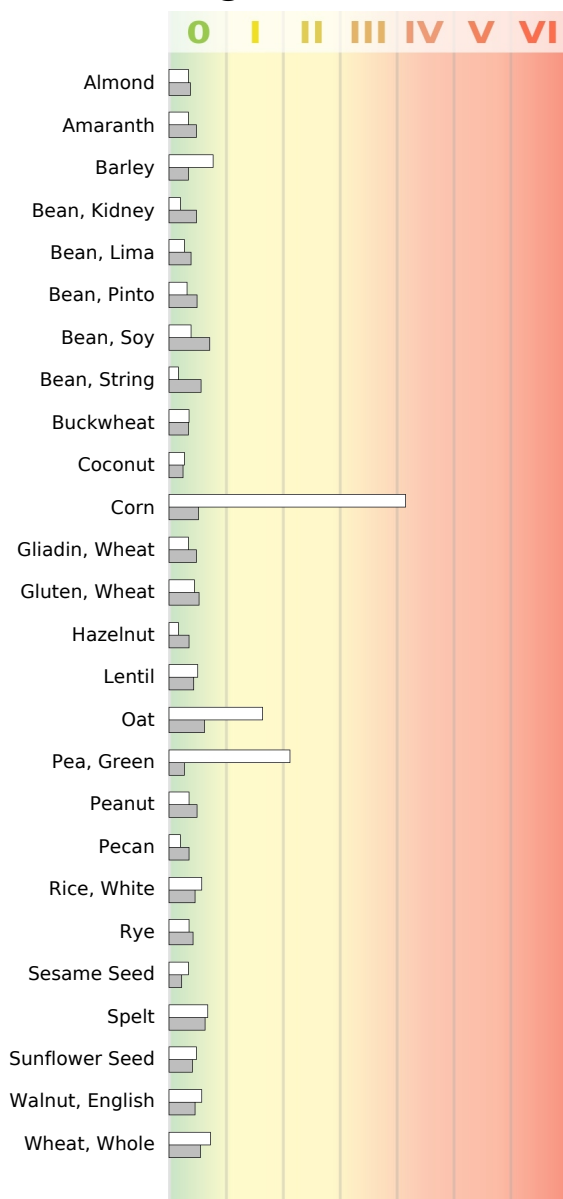
IgA

IgG


CLIA #: 50D0965661

© US BioTek Laboratories

Grains/Legumes/Nuts



Vegetables



Reaction Class



This test does not identify anaphylaxis. Low allergen-IgE cannot justify secondary exposure to food suspect of inducing anaphylaxis as it may prove fatal.

This test is not intended to diagnose, treat, cure, or prevent any disease or replace the medical advice and/or treatment obtained from a qualified healthcare practitioner.

US BioTek's proprietary ELISA analysis is a semi-quantitative assessment for specific Total IgG (subclasses 1, 2, 3, 4) and IgE antibodies.

The classification of 0 to VI denotes the level of IgG, IgA, and/or IgE antibodies detected through spectrophotometric analysis.

US BioTek Laboratories, Inc. has developed and determined the performance characteristics of this test under the Clinical Laboratory Improvement Amendments (CLIA).

This test has not been evaluated by the U.S. Food and Drug Administration and is considered for investigational and research purposes only.

IgG and IgA antibodies may be associated with Delayed-Onset Hypersensitivity Reactions. IgE antibodies may be associated with Immediate-Onset Hypersensitivity Reactions.

The antigens on the panel are subject to change without prior notice. Reference ranges are updated periodically.