

Dr Jennifer Wines

M.B.,B.S. (U.NSW)

Provider No. 027267FH

10 Dale Street

BROOKVALE NSW 2100

T: 02 9938 6666 F: 02 9905 4290

19th April 2022

Genea
Dr Sonal Karia
Hillsdale

Dear Dr Karia,

Re: Miss Bianca Smuts and Yasin Priatna dob: 10/02/1982

2606 96241 7 / 1

35 Baringa Ave

SEAFORTH 2092

My record no.: 45402

DOB: 31/12/1983

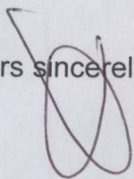
Ph: 0451037542

Thank you for seeing Miss Bianca Smuts, age 38 yrs. Bianca and her husband are keen to fall pregnant . Bianca had extensive surgery in December last year for endometriosis . She has recovered fairly well . She did have an early miscarriage 5-6 weeks in 2020 . Thank you for your assessment and advice .

Allergies:

None recorded.

Yours sincerely,



Dr Jennifer Wines

M.B.,B.S. (U.NSW)

027267FH

Warringah Medical & Dental Centre now accepts secure messages via HealthLink.

If you use this service, please send all correspondence via the above system rather than via post. You can simply search for the doctor via their provider number.

If unable to use this system, **please update your records: our medical centres postal address has changed.** Please use the details provided.

DR WALID BARTO

Colorectal, Laparoscopic & Robotic Surgeon

General Contact Information

Telephone: 4722 8552

Facsimile: 8580 4770

Email: drwalidbarto@gmail.com

Healthlink EDI: drwbarto185

Sydney Adventist Hospital Rooms

Suite 220, Level 2, Clark Tower

185 Fox Valley Road

WAHROONGA NSW 2076

Somerset Specialist Centre Rooms

Level 2, Suite 201

38 Somerset Street

KINGSWOOD NSW 2747

09 FEB 2022

24th January 2022

Professor George CONDOUS
OMNI Ultrasound & Gynaecological Care
Suite 1005, Level 10, 229 Macquarie Street
SYDNEY NSW 2000

Dear Dr CONDOUS,

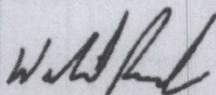
RE: Bianca Smuts (31/12/1983)
12/56-58 Gordon Street, Manly Vale NSW 2093

I spoke to Bianca via Telehealth today. As you are aware, she underwent joint surgery for Stage 4 endometriosis on the 7/12/2021 at the Sydney Adventist Hospital. A colonoscopy performed at the start of the procedure reported sigmoid diverticular disease and two polyps removed from the descending colon and rectum proved to be a sessile serrated adenoma and a benign hyperplastic polyp respectively. A segmental resection with an ultralow anastomosis was performed using natural orifice techniques. The histology confirmed deep rectal endometriosis nodule.

Her recovery was uncomplicated and the bowel motions are slowly returning to normal.

I have explained the findings and discussed the pre-malignant polyp which was removed. I recommend surveillance colonoscopy in 5 years time.

Kind Regards,



Dr Walid Barto

This letter was written but not checked by Dr Barto.

Copy To: Dr Jennifer Wines

Attached: Histopathology



**DOUGLASS
HANLY MOIR**
PATHOLOGY

Quality is in our DNA

BIANCA SMUTS

Lab ID **849410060** DOB **31/12/1983 (37 Yrs FEMALE)**

Referrer **Assoc Prof George Condous**

Your ref.

Address **OMNI ULTRASOUND & GYNAE CARE SUITE 2 GROUND FLOOR 8
NORTHCOTE STREET
ST LEONARDS NSW 2065**

Address **35 BARINGA AVE
SEAFORTH NSW 2092**

Phone **1300851968**

Phone **0451037542**

Copy to **Dr Walid Barto (0247228552)
SYDNEY ADVENTIST HOSPITAL MEDICAL RECORDS (0294879111)**

Requested **07/12/2021**
Collected **07/12/2021 12:00 AEDT**
Received **07/12/2021 22:18 AEDT**

**2,3. RIGHT AND LEFT UTEROSACRAL LIGAMENTS,
LEFT PELVIC SIDE WALL**

- **ENDOMETRIOSIS**

4. CORPUS LUTEUM

- **CORPUS LUTEUM**

5. DESCENDING COLON POLYP

- **SESSILE SERRATED POLYP**

Reported by Dr King Tan (0298555157)

NATA Accreditation No 2178

Dr Jennifer Wines
10 Dale Street
BROOKVALE NSW 2100

24 January 2022

Dear Dr Jennifer Wines

Thank you for referring your patient: **Bianca Smuts** DOB: **31/12/1983**

Date of Attending: **24/01/2022**

Indication: Follow up consultation.

She underwent colonoscopy, cystoscopy, insertion of ureteric catheters, laparoscopic excision endometriosis, tubal patency, right ureterolysis, adhesiolysis, pouch of Douglas dissection, ultra-low rectal segmental resection with primary reanastomosis (combined case with Dr Barto) on 7th December 2021.

She was noted to have stage IV rectal endometriosis with POD obliteration.

Patent right Fallopian tube.

Confirmed histological endometriosis: rectum, right and left uterosacral ligaments, left pelvic side wall. Hyperplastic colonic polyp.

Her period on 30th December 2021 lasted 8 days with associated back pain.

Her back pain is nowhere near as severe as pre-surgery.

Bowels improving over the last 3 weeks.

Some urgency with bowels.

Urinary control is back to normal.

She is doing well.

She has stopped smoking.

She has been working on her diet.

She is keen to get pregnant.

History: 38 yo Para 0+2 woman. LMP 30.12.2021.

Diagnosis: She is doing well since laparoscopic joint bowel endometriosis.

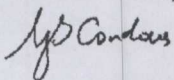
Therapy / Recommendations:

I have suggested Pelvic Floor Physiotherapist - she will arrange.

I will get her to see Dr Patravali Monash IVF (referral letter written and sent).

I am happy to see her at 7 weeks gestation in her next pregnancy.

Yours sincerely,



George Condous
MBBS (Adel), FRCOG, FRANZCOG, MD (Lon)
Associate Professor of Obstetrics and Gynaecology

Page: 1 of 2



Ph. 1300 851 968 Fax. 1300 851 971
Email. reception@omnigynaecare.com.au

**OMNI IS OPEN DURING THE COVID19 PANDEMIC AND IS FOLLOWING NSW
HEALTH GUIDELINES**

Page: 2 of 2

Suite 2, 8 Northcote Street
St Leonards, NSW 2065

Nepean Specialist Clinic, Level 2 Suite 201
68 Derby Street, Kingswood, NSW 2747

Level 10, Suite 1005, 229 Macquarie St
Sydney, NSW 2000

TRIAL MODE - a valid license will remove this message. See the keywords property of this PDF for more information.