

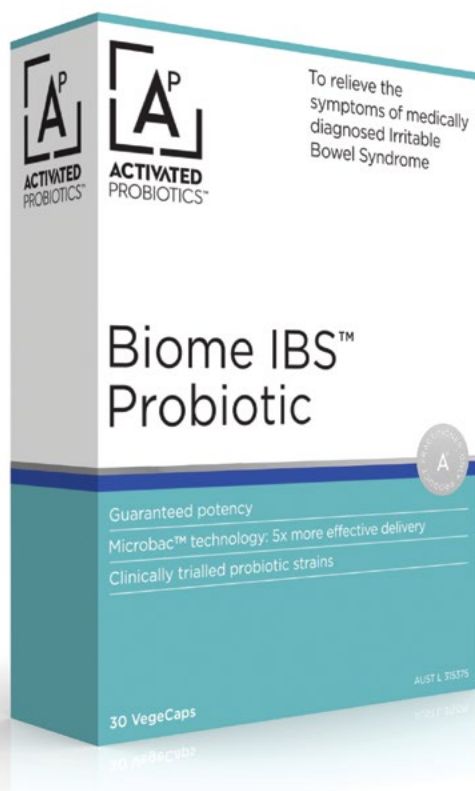


Biome IBS™ Probiotic

To relieve the symptoms of medically diagnosed Irritable Bowel Syndrome



FOR PROFESSIONAL REFERENCE ONLY



PREMIUM, PRACTITIONER-ONLY PRODUCT



Targets the upper and lower GI tract for effective IBS relief

Clinically trialled probiotic strains

Microbac™ technology: 5x more effective delivery

Guaranteed potency

INDICATIONS

- Relieves the symptoms of medically diagnosed Irritable Bowel Syndrome
- Relieves abdominal bloating
- Promotes bowel regularity

FORMULATION

<i>Lactobacillus plantarum</i> 299v (DSM 9843)	10 BLB*
<i>Lactobacillus rhamnosus</i> GG (ATCC 53103)	10 BLB*
<i>Bifidobacterium breve</i> BR03 (DSM 16604)	3 BLB*
Total live bacteria	23 BLB*

*BLB = Billion Live Bacteria

DIRECTIONS FOR USE

Adults and children over 12 years: take 1 capsule daily (with or without food), or as directed by your healthcare practitioner.

If you are pregnant or breastfeeding – seek the advice of a healthcare practitioner before using. If symptoms persist or worsen, consult your medical practitioner. Drink plenty of water. Do not use when abdominal pain, nausea or vomiting are present, or if you develop diarrhoea.

NO ADDED

GMOs, wheat, gluten, dairy, lactose, fructose, yeast, nuts, seeds, peanut, soy, egg, fish, shellfish, or animal derivatives. No artificial colours, flavours, sweeteners, or preservatives.



GMP



LIVE
PROBIOTIC
PROMISE



DAIRY
FREE



ONE A DAY
FORMULATION



FRIDGE
FREE



VEGAN

We use an innovative delivery technology (Microbac™), which stabilises the probiotic bacteria by coating them with a layer of plant-derived lipid. This protects the bacteria from the strong acid in the stomach, allowing 5x more bacteria to survive transit through the upper gastrointestinal tract and colonise the intestines, compared to traditional, uncoated bacteria.



Lactobacillus plantarum 299v significantly reduces IBS symptoms

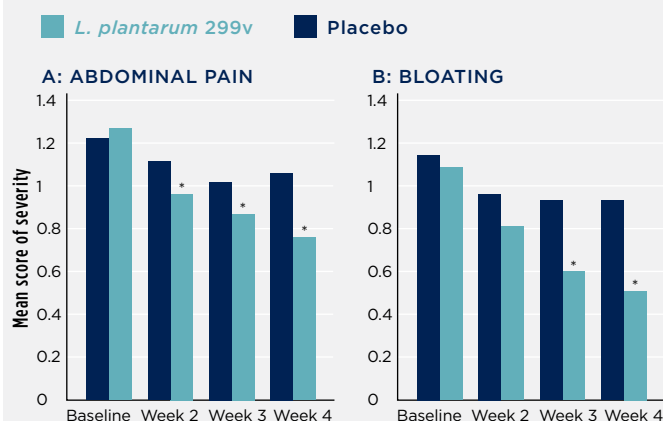


Figure 1:

Changes in IBS symptom severity in patients in the *Lactobacillus plantarum* 299v (n=108) and placebo groups (n=106) over the 4-week treatment period. *p<0.05 vs. baseline¹².

IRRITABLE BOWEL SYNDROME

Irritable Bowel Syndrome (IBS) is a common functional gastrointestinal disorder, affecting around 9% of the Australian population¹.

IBS is classified into three main subtypes: IBS-C (constipation predominant), IBS-D (diarrhea predominant), and IBS-M (mixed, with patients experiencing episodes of both diarrhea and constipation).

TREATMENT OPTIONS

As the underlying cause of IBS is complex and likely multifactorial, treatment options are limited in their effectiveness, as they typically target the most distressing symptoms. For example, anti-diarrhoeal medications are commonly prescribed by GPs to patients complaining of loose, frequent bowel movements, and laxatives to those suffering from constipation.

THE ROLE OF GUT MICROBIOTA

Numerous observations have implicated alterations to the gut microbiota in the development of IBS. For example, an episode of gastroenteritis is a well known cause of a subtype of IBS termed 'post-infectious' IBS². Further, a number of studies have demonstrated clear differences in the composition of the microbiota in patients with IBS when compared to healthy controls³⁻⁵. As such, the gut microbiota present an attractive target for therapeutic intervention, with a number of recent systematic reviews and meta-analyses demonstrating a clear benefit of probiotics in patients with IBS⁶⁻¹⁰. Two of the most well-studied probiotics for the management of IBS are *Lactobacillus plantarum* 299v and *Lactobacillus rhamnosus* GG. **Biome IBS™ Probiotic combines these two probiotic strains, each at a therapeutic dose, in a convenient one-a-day formulation.**

REFERENCES

- Boyce PM, Talley NJ, Burke C, Koloski NA. Epidemiology of the functional gastrointestinal disorders diagnosed according to Rome II criteria: an Australian population-based study. *Intern Med J*. 2006 Jan;36(1):28-36.
- DuPont AW. Postinfectious irritable bowel syndrome. *Clin Infect Dis Off Publ Infect Dis Soc Am*. 2008 Feb 15;46(4):594-9.
- Malinen E, Rinttilä T, Kajander K, Mäkitö J, Kassinen A, Krogius L, et al. Analysis of the fecal microbiota of irritable bowel syndrome patients and healthy controls with real-time PCR. *Am J Gastroenterol*. 2005 Feb;100(2):373-82.
- Kassinen A, Krogius-Kurikka L, Mäkitö J, Rinttilä T, Paulin L, Corander J, et al. The fecal microbiota of irritable bowel syndrome patients differs significantly from that of healthy subjects. *Gastroenterology*. 2007 Jul;133(1):24-33.
- Krogius-Kurikka L, Lyra A, Malinen E, Aarnikunnas J, Tuimala J, Paulin L, et al. Microbial community analysis reveals high level phylogenetic alterations in the overall gastrointestinal microbiota of diarrhoea-predominant irritable bowel syndrome sufferers. *BMC Gastroenterol*. 2009 Dec 17;9:95.
- Nikfar S, Rahimi F, Derakhshani S, Abdollahi M. Efficacy of probiotics in irritable bowel syndrome: a meta-analysis of randomized, controlled trials. *Dis Colon Rectum*. 2008 Dec;51(12):1775-80.
- Hoveyda N, Heneghan C, Mahtani KR, Perera R, Roberts N, Glasziou P. A systematic review and meta-analysis: probiotics in the treatment of irritable bowel syndrome. *BMC Gastroenterol*. 2009 Feb 16;9:15.
- Ford AC, Harris LA, Lacy BE, Quigley EMM, Moayyedi P. Systematic review with meta-analysis: the efficacy of prebiotics, probiotics, synbiotics and antibiotics in irritable bowel syndrome. *Aliment Pharmacol Ther*. 2018;48(10):1044-60.
- Ford AC, Quigley EMM, Lacy BE, Lembo AJ, Saito YA, Schiller LR, et al. Efficacy of prebiotics, probiotics, and synbiotics in irritable bowel syndrome and chronic idiopathic constipation: systematic review and meta-analysis. *Am J Gastroenterol*. 2014 Oct;109(10):1547-61; quiz 1546, 1562.
- Didari T, Moazzafari S, Nikfar S, Abdollahi M. Effectiveness of probiotics in irritable bowel syndrome: Updated systematic review with meta-analysis. *World J Gastroenterol*. 2015 Mar 14;21(10):3072-84.
- Ducrotte P, Sawant P, Jayanthi V. Clinical trial: *Lactobacillus plantarum* 299v (DSM 9843) improves symptoms of irritable bowel syndrome. *World J Gastroenterol WJG*. 2012 Aug 14;18(30):4012-8.
- Pedersen N, Andersen NN, Végh Z, Jensen L, Ankersen DV, Felding M, et al. Ehealth: Low FODMAP diet vs *Lactobacillus rhamnosus* GG in irritable bowel syndrome. *World J Gastroenterol WJG*. 2014 Nov 21;20(43):16215-26.

Lactobacillus rhamnosus GG significantly reduces IBS symptoms

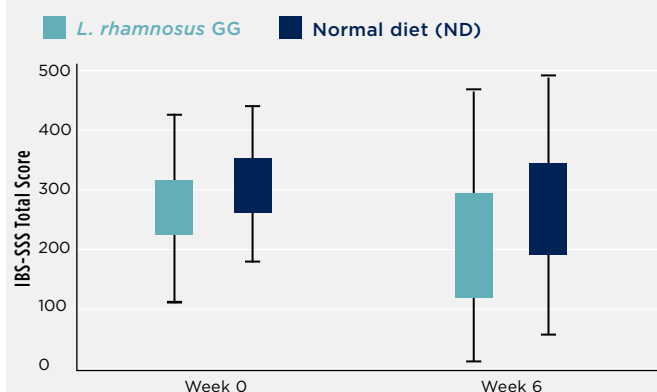


Figure 2:

Box plot of IBS Symptom Severity Score (IBS-SSS) total score in patients with IBS in the *Lactobacillus rhamnosus* GG and normal diet (ND) groups at baseline and week 6. At the end of the 6 week intervention, the mean IBS-SSS in the *Lactobacillus rhamnosus* GG group was significantly lower than the ND group (p<0.01)¹².

CLINICAL TRIALS - LACTOBACILLUS PLANTARUM 299V

In a large multi-centre, double blind, placebo-controlled, parallel-designed trial, 214 participants with IBS received a capsule containing 10 billion cfu *Lactobacillus plantarum* 299v or a placebo capsule daily for 4 weeks. At the week 2, 3 and 4 time points, abdominal pain severity was significantly lower in the group who received the probiotic, compared to those in the placebo group (p<0.05 at all time points)¹¹ (figure 1). Further, abdominal bloating severity was significantly lower at the 3 and 4 week time points in the group who received the probiotic, compared to those in the placebo group (p<0.05 at both time points)¹¹ (figure 1). After 4 weeks, 78% of the patients in the probiotic group scored the symptomatic effect of the treatment as 'excellent' or 'good' compared to only 8% for those who received the placebo (p< 0.01)¹¹.

CLINICAL TRIALS - LACTOBACILLUS RHAMNOSUS GG

A randomised controlled trial investigating the effect of a 6-week intervention with either *Lactobacillus rhamnosus* GG (12 billion cfu per day), the Low FODMAP Diet, or a normal (Western) diet (ND) found a statistically significant reduction in mean IBS Symptom Severity Score (IBS-SSS) in the participants with IBS in the *Lactobacillus rhamnosus* GG group, compared to the ND group (p<0.01)¹² (Figure 2).